


LED Star Profile with High-Power LEDs

The ***hansen*** LED Star Profile is an elongated LED luminaire primarily designed for the illumination of signs, company letterings, logos or advertising posters.

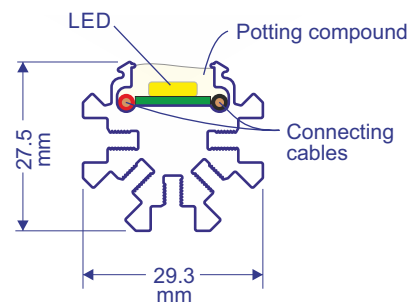
The body consists of an extruded aluminium profile with an anodized surface. The length of the profile can vary between 300 mm and 3,000 mm as the LED Star Profile is made to customer specification.

The star-shaped cross-section offers various mounting possibilities while the entire profile serves as an efficient heat sink for the powerful LEDs.

The profile contains the High-Power LEDs mounted on an elongated circuit board. The brightness of the luminous area is determined by the selected LED spacing. The LEDs can be spaced at intervals of 100 mm, 150 mm and 200 mm.



Series connection of High-Power LEDs



Cross-section and dimensions

General data:

Type of connection	Series connection
Power supply unit	<i>hansen</i> converter type C500/ ...
Max. LED current	500 mA
LED power (500 mA)	1.5 W
LED spacing	100 mm, 150 mm, 200 mm
Available lenses	40° / 23 x 45°
Degree of protection	IP 65
Class of protection	II
Ambient temperature range	-25 °C to +65 °C
Residual luminous flux	80% after 50,000 operating hours
Conformity	CE, RoHS
Connecting cable	H07RN-F, 1 x or 2 x 1.5 mm ² <HAR>
Max. length	3,000 mm (special lengths up to 4,800 mm)

Photometric data of the LEDs (500 mA):

Light colour	Luminous flux (without lens)	Luminous flux (with 40° lens)	Luminous flux (with 23°x45° lens)
white 3,000 K	102 lm	127 lm	123 lm
white 4,000 K	113 lm	139 lm	135 lm
white 5,000 K	106 lm	135 lm	131 lm
white 6,500 K	105 lm	133 lm	129 lm

Note: Tolerance of the photometric data: +/- 10%

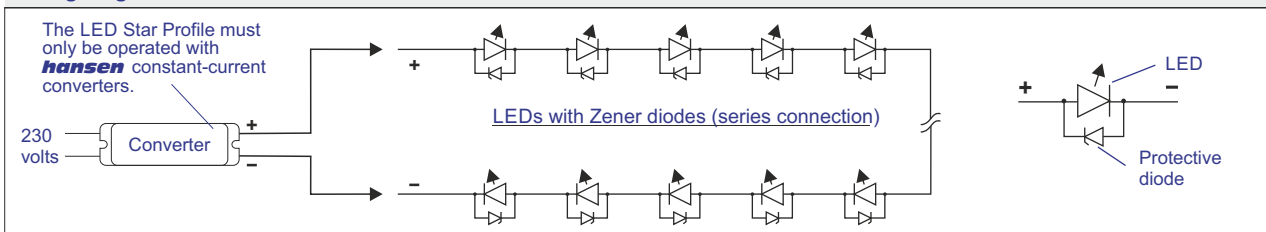
Aluminium profile:

Material	AlMgSi (F22)
Anodization	silver-grey, 15 micrometres
Dimensional tolerance	EN 12020-2
Thermal expansion	0.023 mm/m 1/K

Material properties – transparent potting compound:

Two-component potting compound, polyurethane (PUR)-based	
Shore A hardness	70 +/-5
Shore D hardness	< 30
Service temperature	-40 °C to +90 °C
Dielectric strength	70 kV/mm (VDE 0303 Part 2)
UV resistance	resistant
Thermal expansion	0.12 mm/m 1/K to 0.21 mm/m 1/K
Reaction to fire	Building material class B2, Class 3, TP(b)

Wiring diagram:



All values refer to an ambient temperature of +25 °C.



Technical modifications reserved. Content is protected by copyright.

June 2019 LD7/06/2019