

Luminous Panel – General Description


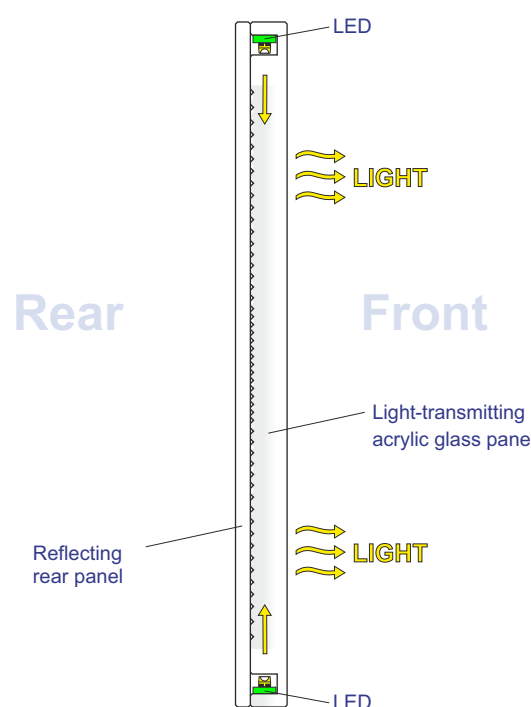
The ***hansen*** Luminous Panel is a very flat, large-surface luminaire for built-in purposes. The **basic version** is suitable for both **indoor** and **outdoor** installation.

Typical applications

- **Lighting element** for walls and ceilings
- **Glare-free wall luminaire** for kitchens and bathrooms
- **Illumination** of decorative glass elements
- **Backlighting** of artificial stone, acrylic or textiles
- **Illumination** of flat light boxes
- **Illuminated traffic signs, pictograms, direction signs**
- **Double-sided illumination** of signs and boxes
- **Recessed luminaires** in grid ceilings
- **Elevator car lighting**



Sectional view

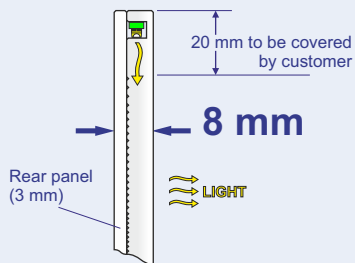


Advantages at a glance

- **Custom dimensions:** The Luminous Panel is made to customer specification only. Additional features (e.g. round or oval shapes, rounded corners, cut-outs, etc.) are possible as well.
- **Extremely thin:** The panel has an overall depth/thickness of only 8 mm in the Slim version, 11 mm in the Basic version and 13 mm in the Power version.
- **Controllable:** The brightness or colour temperature of the Luminous Panel can be harmoniously dimmed with our innovative remote controls. RGB or RGBW control is also possible.
- **Low energy consumption:** Thanks to modern LED technology, the Luminous Panel has a very low power consumption. 1 m² of Luminous Panel has a wattage of 25 W, i.e. 2 m² have the same energy costs as a small candle-type incandescent light bulb.
- **Different colour temperatures:** The Luminous Panel can be supplied with warm white (2,700 K, 3,000 K), neutral white (4,000 K) or cool white (5,000 K, 6,500 K) LEDs.
- **Mixing of warm and cool white light:** Allows the generation of different daylight scenarios.
- **Coloured light:** The Luminous Panel can also be fitted with coloured or RGB LEDs. The latter allow colour changes or colourful light effects to be generated.
- **Low maintenance:** The light sources, i.e. the LEDs, do not have to be replaced during the entire service life of approx. 50,000 operating hours.

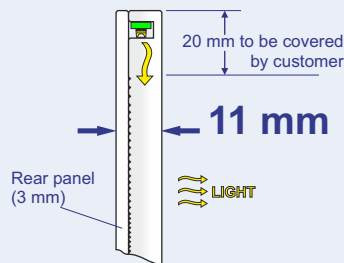
Available versions of the ***hansen*** Luminous Panel

Slim



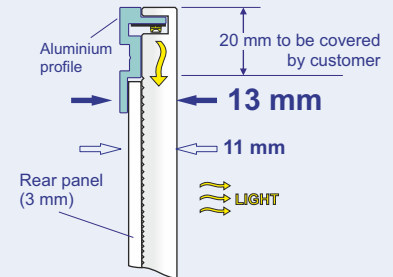
- Wattage: **approx. 25 W/m²** (standard version)
- Overall depth: **8 mm**
- Colour temperatures: **2700 K · 3000 K · 4000 K · 5000 K · 6500 K**
- Typical luminous flux: **1,400 lm**
- Indoor operation: parallel connection (24 V)
- Max. dimensions: **1,000 mm x 2,000 mm**

Basic / Eco



- Wattage: Basic: **approx. 25 W/m²** (standard)
Eco: **approx. 12.5 W/m²** (half the wattage/brightness of the Basic version)
- Overall depth: **11 mm**
- Colour temperatures: **2700 K · 3000 K · 4000 K · 5000 K · 6500 K**
- Typical luminous flux: **1,400 lm / 700 lm**
- Indoor operation: parallel connection (12 V)
- Outdoor operation: series connection
- Max. dimensions: **1,500 mm x 3,000 mm**

Power



- Wattage: **approx. 45 W/m²** (twice the wattage/brightness of the Basic version)
- Overall depth: **13 mm**
- Colour temperatures: **2700 K · 3000 K · 4000 K · 5000 K · 6500 K**
- Typical luminous flux: **2,600 lm**
- Indoor operation: parallel series connection (24 V)
- Max. dimensions: **1,500 mm x 2,000 mm**

Warm/cool white

... the atmospheric one ...

- Wattage: **approx. 25 W/m²** (same as Basic version)
- Overall depth: **13 mm**
- Colour temperatures: **continuously variable between 2,700 K and 6,500 K**
- Typical luminous flux: **1,400 lm**
- Indoor operation: parallel connection (12 V)
- **Radio-controllable** with receiver 2501M
- Operation with hand-held transmitter or wall-mount transmitter

RGB(W)

... the colour changer ...

- Wattage: **30 W/m²** (RGB) | **40 W/m²** (RGBW)
- Overall depth: **11 mm** (RGB) | **13 mm** (RGBW)
- Luminous colours: **RGB** | **RGBW**
- Indoor operation: parallel connection (12 V)
- **Radio-controllable** with receiver 1009FA
- Operation with hand-held transmitter or wall-mount transmitter

The ***hansen*** Luminous Panel in detail

Custom dimensions

The Luminous Panel is made to customer specifications only. The smallest possible size is 80x80 mm, the largest is 1,500 x 3,000 mm (Basic version). Within these two dimensions, any size can be supplied.

Maximum size

The Luminous Panel can be produced with a maximum height of 1,500 mm (1,000 mm for the Slim version). This is the distance between the LED-illuminated sides. The light distribution over the surface area is very uniform. The maximum possible width is 3,000 mm for the Basic version and 2,000 mm for the Slim and Power version. Other dimensions are possible on request.

Small Luminous Panels

The smallest available size for the Luminous Panel is 80 x 80 mm. For such a small panel, LED-illumination from one side, i.e. with one LED strip, is perfectly sufficient. The maximum height for panels illuminated from one side is approx. 750 mm (500 mm for the Slim version).

Special shapes

Special shapes could be, for example, round or oval Luminous Panels or even free shapes. Nearly every shape can be custom-made in the Slim/Basic version. Whether your desired shape is feasible can be checked in advance with our sales team.

Double-sided illumination without rear panel

Direction signs, such as pictograms at airports, often need to be illuminated on both sides, shining towards the front and rear. For these and similar applications the Luminous Panel can be supplied without reflecting rear panel.

Opal/transparent cover

An additional opal front pane can be supplied when the Luminous Panel is to be used as a luminaire with a high-class visible surface.

The transparent pane can be used as a carrier for self-adhesive vinyl lettering and graphics.

Lead-throughs, openings, cut-outs

A variety of openings (e.g. for screwed connections), cut-outs (e.g. for switches) or lateral recesses (e.g. to avoid an existing strut or bracing) can be machined into the Luminous Panel.

Please contact us if you need further advice.

We can produce any size from small to large

80 x 80 mm	Slim version: 1,000 x 2,000 mm Basic version: 1,500 x 3,000 mm Power version: 1,500 x 2,000 mm Other dimensions on request
------------	--

Recommendation for uniform illumination:

Max. 1,500 mm or 1,000 mm (Slim version)

Max. 3,000 mm or 2,000 mm (Slim/Power version)

Illumination from one side:

Max. 750 mm or 500 mm (Slim version)